



ATyS C65

ATS Controller

advanced functionalities

Transfer switches

new



ATyS C65

The solution for

- > Life safety
- > Critical applications
- > Transfer panels with ACB



Strong points

- > Advanced I/O functions
- > Power monitoring
- > Energy backup

Conformity to standards

- > IEC 61010-2-201
- > IEC 60947-6-1
- > GB/T 14048.11 Annex C



Communication gateways



DIRIS Digiware M-70 & D-70

Function

ATyS C65 is an advanced ATSE controller offering all the functions of the ATyS C55 with the addition of current, power & energy monitoring, increased I/O capacity and functions, load shedding, lift control function, energy backup, increased number of events and alarms (measurement and combination alarms) and DIRIS Digiware module compatibility.

Advantages

Fast commissioning

On initial power up, the ATyS C65's smart wizard will guide the operator through the commissioning process.

User customisable

Front face LEDs, Load shedding, Genset schedulers and the lift control signal are just a few of the many customisable features available on ATyS C65.

Intuitive operation

- The high-resolution LCD screen provides several dashboards enabling easy monitoring of all parameters, including power and energy consumption of the loads.
- The integrated energy backup provides transitional power to the product enabling status indication (switch position, timer status, fault notifications) and communication to remain active with no supply present.
- Quick and easy access to main functions through the front face with direct key input.
- Complete configuration can be achieved through the front face or via software (EasyConfig).


General characteristics

- Self-powered from sensing.
- Wide voltage range (88 - 576 VAC).
- 24 VDC aux power supply (for optional use).
- 2 latching relays.
- Digiware IO-10: I/O extension up to 30 inputs and 18 outputs.
- Power & Energy metering with /1 A or /5 A current transformers.
- Energy backup.
- IP65 degree of protection (panel gasket included).
- 3000 Alarms and Events.
- Multiple fully configurable timers, thresholds and I/O.
- Easyconfig configuration software.
- Shock resistant IK08+.
- Digiware compatible (replaces U module).
- Ethernet, SNMP, BACnet using DIRIS M-70 gateway. Includes Webserver.
- A DIRIS Digiware D-70 gateway can be used as a remote display for multiple ATyS C55/C65 controllers; the D-70 also provides Ethernet, SNMP & BACnet connectivity.

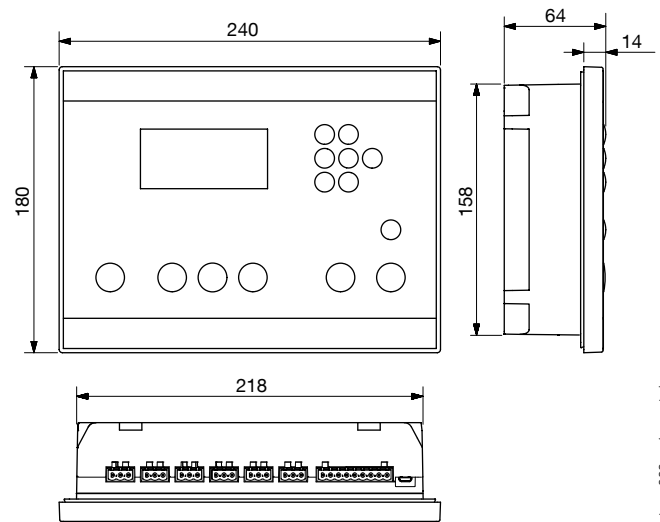
References

Description	Reference
ATyS C65 – ATS controller (includes mounting kits) and IP65 gasket	1600 0065
DIRIS Digiware M-50 multi-protocol Ethernet gateway	4829 0221
DIRIS Digiware D-50 multipoint display, Ethernet output	4829 0204
DIRIS Digiware M-70 communication gateway for Ethernet & Webserver	4829 0222
DIRIS Digiware D-70 communication gateway for Ethernet & Webserver and multi-product display	4829 0203

Front panel



Dimensions (mm)



Characteristics

Electrical characteristics

AC operating limits	110 - 480 VAC $\pm 20\%$
Optional DC supply	24 VDC
Frequency limits	45 - 65 Hz
Power consumption	< 10 W
Current transformers	1 or 5A
Measurement type	true RMS (TRMS)
Inputs	6, fully programmable
Outputs	6, fully programmable
Output relays	8 A AC15
I/O Extension (IO10)	up to 30 inputs and 18 outputs
EMC classification	class A and B
Impulse withstand	8/6 kV ⁽¹⁾
Overvoltage category	CAT 3

Mechanical characteristics

Weight	1080 gr
Door cutout	220 x 160 mm
Protection degree	IP65
Operating temperature	-30 ... +70 °C

Communications

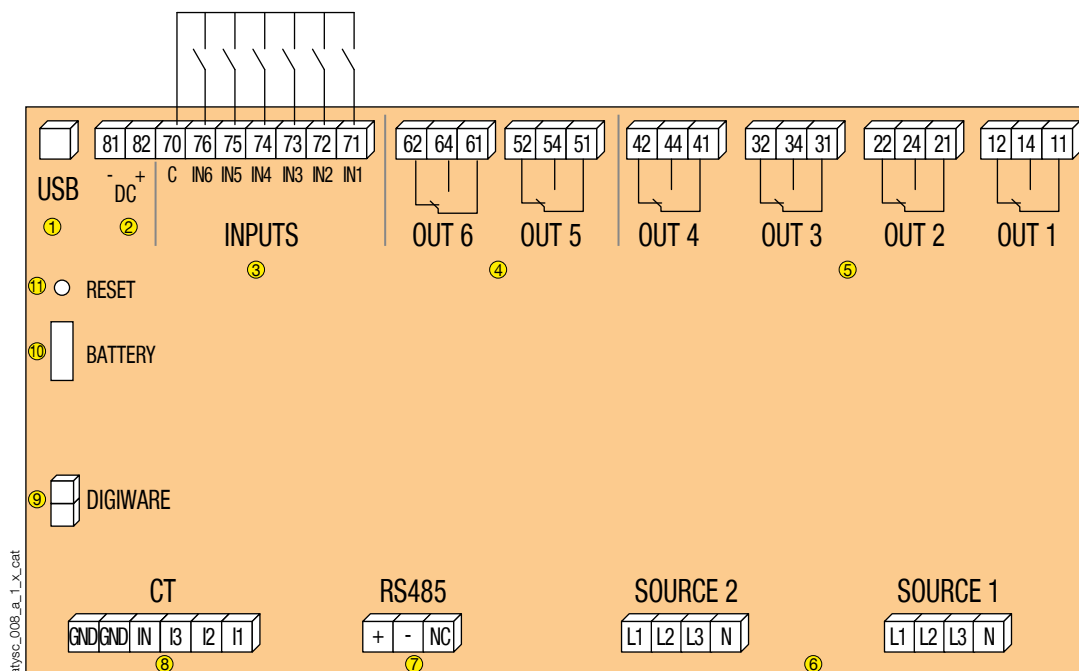
Interface type	RS485. 2 to 3 half duplex wires
Protocol	MODBUS RTU
Baudrate	programmable 1200 - 115200 bps
Digiware bus	RJ45 cable

Display

Screen resolution	350 x 160 pixels
Event recorder	3000 events
Energy backup	up to 30 seconds

(1) 8 kV tested between phases of a different source and 6 kV tested between phases of a the same source.

Terminals



1. Configuration USB
2. 24 VDC aux power supply (for optional use)
3. 6 x inputs
4. 2 x latching relay outputs
5. 4 x relay outputs
6. Source sensing (110 - 480 $\pm 20\%$)
7. RS485 communication
8. Current transformers (1 or 5 A)
9. Digiware RJ45 connectors
10. Replaceable RTC battery
11. Hard reset button